



ESTABLISHED 2007

SMART ROCK

LANDSCAPES · INGROUND POOLS · HOME RENOVATIONS

ABOUT ROB ZURAWSKI

Rob Zurawski is the owner and founder of Smart Rock Inc. Rob started working in the construction industry in 1999. What started as a summer job while studying at university turned into a growing passion as Rob continued to gain more and more experience in his trade by working with locally-based construction, and landscaping companies.

With a dedication to excellence, and a drive to create unique and original projects, he turned his passion into a career when Rob founded Smart Rock Interlock and Construction in 2007. Commended for the sophistication, durability and functionality of his work, Rob takes great pride in serving as a contractor in his community.

He works closely with clients to plan, design and craft original **landscapes, pools, and home renovations** that combine a mixture of materials: stone, wood, metal, water, light, and fire.

"I enjoy the creativity and the challenges of designing solutions for residential projects, and this is what motivates me. I am always looking to improve and set trends in the industry. My designs will have an artistic vision stemming from experience, but also a focus on functionality so that our clients spend properly and best utilize their space."

Rob Zurawski






DREAM BIG

EXPERIENCE OUTDOOR COOKING

What is the defining aroma of summer? **Barbecue.** Whether you grill, smoke or make pizza in a wood burning oven, there is an experience like no other when creating that masterpiece outdoors. Let's call it: cooking therapy. In my family, most of our gatherings are centered around food, and the bigger the better. From the preparing, planning and combining all of the ingredients together, there is reward that you are making something special. Everyone has their own specialty and what they are most proud to share. Adding a stone **kitchen** to your backyard anchors the outdoor living space and instantly makes your house the go to destination.





ALL OF THE ABOVE

This story began during a design meeting for the renovation of a backyard and swimming pool built in 1989. I had believed that our clients had just finished listing all the features that they wanted us to build in the project. As I made my notes and envisioned what this was going to cost, our client said, *"Oh yeah. Rob. We need a water fountain at the end of the pool."* I sheepishly responded, *"That is going to cost more money."* I will never forget what he said next, *"Yeah I know. But isn't it cool!!"* This statement has really stuck with me as a defining theme. Let's build cool projects!

When renovating your backyard consider including one or some of the following features in your project: interlock, natural stone, composite decking, landscape lighting, natural gas fireplace, wood pergola accent, iron fencing, and a water feature. Or, in this case, consider all of the above.





“ We've enjoyed our backyard since it was finished in 2016. Rob and his staff worked with us to realize a dream to renovate our backyard into our little "oasis". Thank you Smart Rock, Rob and staff. **”**





CONNECTION

I remember meeting our client on the Sunday of a long week-end and feeling instantly connected. It didn't matter what we were going to build, because I was going to do it. I am not exactly sure where the confidence came from other than our meeting was a result of a strong referral. *"You want a pool house, no problem; And you want a cabana over here, done."* Our meeting was very natural, and I drove home feeling happy as if we were building my own backyard.

Sometimes having some blind trust and confidence with the person that you are working with is important to the success of the project. My intentions are to give you the best that I can, and to work with people that think the same way.

Smart Rock will do whatever is needed to complete your project. The construction process can sometimes be stressful and unpredictable, but staying true to our values and maintaining that connection with our clients is important.


Years later, I enjoy running into this family at the grocery store and liking their Facebook photos of them swimming in their 'cool' pool.

Project includes: Inground pool, interlock patio and fireplace, cedar pool house and cabana, poolside fountain, diving platform, landscape lighting and gardens.




ELEVATE

Working with multiple elevations can be challenging as a designer. *How are we going to break this up? How are we going to make this flow? What are the correct dimensions for these spaces?* So many questions! Before estimating a project like this, anticipate about 10 to 12 hours of design time and meetings to envision how this project is going to come together, and even then, you have to be able to make adaptations during construction. Landscape projects of this caliber are much more than “interlock and deck”. Mixing the elements is the mandate when creating beautiful compositions. *What is salt without pepper? What is sweet without spice?* Making decisions on what materials can change with trends and style, but building a great design is timeless. It is my passion to create and elevate your outdoor experience.




“ When we decided to remove our above ground pool, we wanted to create a peaceful, relaxing space that we could enjoy as a family. We envisioned a modern, low maintenance area with several different living spaces along with a unique barbeque area. Rob and his crew at Smart Rock were able to create this amazing backyard space for our family and we are looking forward to enjoying it for years to come. ”





Project includes:
Composite decking, interlock
patio, stone walls and cooking
area, landscape lighting,
gardens, and natural stone
water feature.

CHANGE

A photograph of a modern fireplace. The fireplace has a dark metal frame and is set within a wall of grey stone. Above the fireplace is a thick, natural wood mantel. To the right of the fireplace is a white door. The room has white walls and a dark wood floor.

The word renovation can be exciting and scary all at the same time. *How do we manage that mixture of emotion?* On one hand, there is the breath of fresh air and youthful enthusiasm that we are getting something new. In contrast, there is the letting go of what was once, and the tear down, before the re-creation begins. I have seen more emotional impact when renovating inside homes, when compared to our outdoor resort projects.

Working inside the home is a personal experience, and every home has a story. Being chosen to be part of that story comes with the added responsibility to deliver change. If there is something that you don't like about your home, consider Smart Rock, let's change it.



STYLE

How to prepare for a successful home renovation consult:

- **Write a list and scope of what you are looking to have us complete.**
- **Print out five inspirational photos that define your taste.**
- **Discuss an acceptable budget.**

If I get to make these choices, expect wood and stone accents, neutral paint colours and hard surface flooring options. I will want to make sure that your renovation has sophisticated lighting, and strong focal points (*mirrors, doorways, stairways, and fireplaces*).

Basement and Kitchen projects include: Framing, drywall, tile, vinyl flooring, log timbers, masonry, pot lights, trim, and paint.





DETAIL

Renovating a bathroom to the level that is expected requires attention to fine details and is an exercise in patience. *How does one make something imperfect... perfect? What level of error is acceptable?* When comparing the details of Smart Rock's outdoor and indoor projects, I often say, a client will look at our landscapes from 10 feet away, but our home renovations from 10 inches away. The bathroom is typically one of the smallest spaces in the house but it requires the highest level of detail. Personally, I take pride in solving these rooms as if these details were mathematical equations.

Bathroom projects; Framing, drywall, custom built showers, Schluter-Kerdi waterproofing membranes, cedar sauna, potlights, tile, trim, and paint.





PROJECT HIGHLIGHTS





**SCHEDULE YOUR
DESIGN MEETING**

info@smartrock.ca

